


# Weld Joints

- Weak weld joints (holes, gloms, sharp edges)



Versus this crisper weld joint which is better.

# Drop outs

- Rear dropout is flimsy / narrow / stamped steel



vs



Forged = stronger


Stamped = less strong






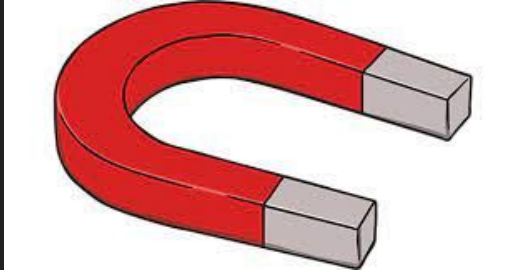
# Component materials

- Plastic / composite components
- Thin brake calipers



# Chain Rings to avoid

- Chain rings riveted (rather than bolted)
- Steel crank arms >> Heavy



# Built to Fail - very subtle

- Notice the design:
  - Fake bolt holes
  - Made to look fancy
  - Steel crank arm





# Built to Fail

- Suspension fork not serviceable
- No tool fitting
  - Can't disassemble

